



# HEIDENHAIN



## RemoTools SDK virtualTNC

Software Interface for  
Interaction with TNC Controls

Information for the Machine  
Tool Builder

# RemoTools SDK

## Software components for creating PC-based applications for TNC controls

TNC controls from HEIDENHAIN have long featured data interfaces for communication with external systems. The current HEIDENHAIN standard controls are equipped with Ethernet interfaces. In combination with a software development kit, this opens diverse possibilities for fulfilling the increasingly complex requirements of automation technology for machine tools.

HEIDENHAIN offers the software development kit **RemoTools SDK** for interaction with TNC controls. Communication takes place according to the TCP/IP protocol. If the option HEIDENHAIN DNC (option 18) is enabled on a HEIDENHAIN control, a Windows application can access TNC data and, if necessary, change it. The flexibility of the PC software and the large selection of ready-to-use software components and standard tools in the development environment enable you to develop PC applications of great use to your customers in a very short time.

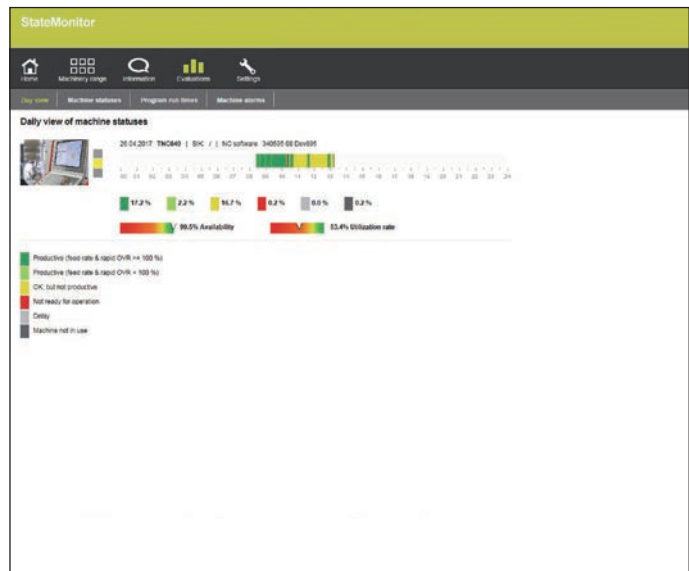
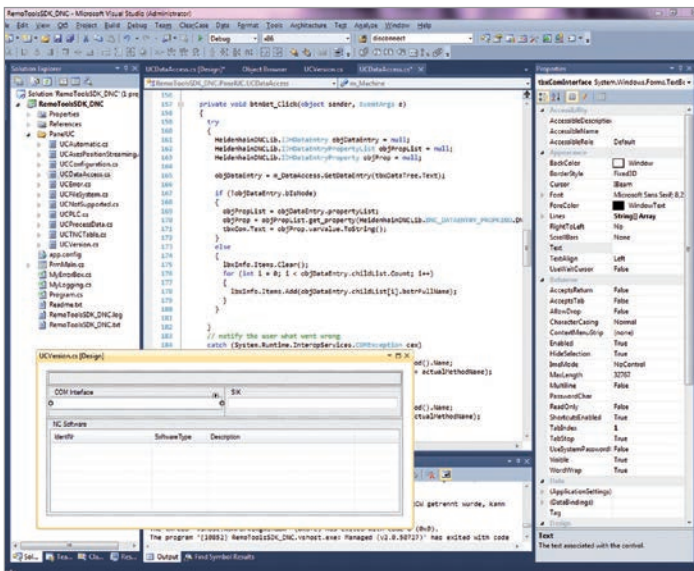
Possible fields of application include:

- Software solutions controlling the manufacturing process:
  - Machine and operating-data acquisition systems (MDA/PDA)
  - Connection to higher-level ERP/MES systems
  - Planning of preventive maintenance based on the actual condition of the machine
- Standard or customer-specific PC software:
  - Programs for increasing process reliability and system availability
  - Error reporting systems that, for example, send the customer a message to his smartphone reporting problems with the currently running machining process
  - Overview plans that provide information about the current condition of all machines used in production
  - Gathering a base of data for analyses with statistical methods

The main component of the RemoTools SDK is the HEIDENHAIN DNC component, which is based on Microsoft's (D)COM (Component Object Model) standard. It makes your programming interfaces available independently of any regional language. Each interface supports one or more methods, properties or events that can be called from an application. The COM component is integrated in the development environment, and is thus available for developing your own applications. Any COM-enabled programming language, such as C++, C#, VB.NET, as well as many of the scripting languages available under Windows can be used to develop applications. Another advantage of the COM component is the version-independence typical of COM. It eliminates the need to update an existing application with every version jump of the component.

### **Please note:**

*It is not possible to communicate in hard real time over conventional PC networks. The reaction time attainable over HEIDENHAIN DNC depends on the network's utilization.*



# Functional overview and items supplied

## Functional overview of the COM component

### General machine functions

- Configure and show connections
- Establish and break connections to the control
- Show information about the connection status
- Make connections available to all other objects

### Version information

- Show information about the control model and NC software
- Show information about the active PLC program
- Check SIK numbers (Software Identification Key)
- Show version of the COM component

### Process information

- Show operating time of the control
- Show operating times of the machine, spindles and axes
- Display the run time of machining (NC program)

### Configuration information

- Show number and designation of axes
- Show type and associated channel of axes

### Machining control

- Report changes to the state of the operating mode, active NC program, program status and DNC mode
- Report tool changes, including old and new tool numbers
- Report information from the NC program via FN 38
- Set presets on the control
- Select and start the NC program
- Interrupt program run immediately or at a certain block
- Query the current position of the tool and machine
- Read and switch the operating mode
- Query the status of the currently running NC program
- Query and change the values of the override potentiometers

### Data access

- Access the tables in the control
- Create and delete rows of information
- Read and change contents
- Define the data to be monitored for event triggering
- Read and write machine data

### File operations

- Create, rename and change directories
- Read directory contents (also with filter)
- Read current directory path on the control
- Delete empty directories on the control
- Transfer files to and from the control
- Rename files on the control
- Set the change date and change time of a file on the control
- Cancel file transfer
- Read and set file attributes on the control
- Read the total and available memory on the control
- Define the files to be monitored for event triggering
- Report changes to a monitored file
- Report the conclusion of file transfer
- Report the progress of active file transfer

### Error management

- Readout of pending error information
- Acknowledge all current errors
- Read error description
- Create own error codes on the control
- Report error results of peripheral devices
- Report acknowledgment of an error
- Read out a service file
- Configure logging
- Create screenshot of the control screen

### PLC communication

- Transmit messages to the control's PLC
- Receive messages from the control's PLC

### Direct access to PLC memories

- Read- and write-access to PLC memories, such as marker, counter, timer, byte, word, double word, and string
- Input marker, byte, word, double word
- Output marker, byte, word, double word

### Functions for virtualTNC

- Read current axis positions
- Set time and position filters for axis streaming
- Set and test current position
- Set time lapse

### User authentication

- RPC Secure

### Items supplied

**RemoTools SDK V3.2**      **ID 340442-32**

The following is included with RemoTools SDK:

- COM component
- Help for API documentation
- Various Visual Studio 2010 examples
- JHIOSim DLL

### Prerequisites for the PC

- Operating system: Windows 7/8/10
- CPU  $\geq$  1 GHz
- RAM  $\geq$  4 GB
- Free memory on the hard disk  $\geq$  1 GB
- Ethernet interface

# virtualTNC

## Control software for PC-based machine simulation

Simulation of NC programs on the control has been a feature of HEIDENHAIN contouring controls for some time now. The PC software **virtualTNC** now makes it possible to use HEIDENHAIN controls as a control component for machine-simulation applications on external computer systems.

### How machine simulation with virtualTNC works

Machine-simulation applications can simulate entire production units in order to optimize production processes in advance.

VirtualTNC can control the axes of a machine simulation as with a real system. Users program and operate the control in the same way as they do an actual HEIDENHAIN control. virtualTNC is the programming station software of the respective HEIDENHAIN control with a special interface that enables the machine simulation software to identify the current axis positions of the running "virtual"

control. In order to simulate the interaction with a real machine, virtualTNC also makes the input and output states of the integrated PLC available.

### Coupling of virtualTNC through the RemoTools SDK

Software manufacturers who would like to simulate a production system can connect their machine simulation to virtualTNC via HEIDENHAIN DNC. The AxisPosition-Streaming interface of the COM component must be used for coupling the axis positions. The JHIOsim DLL is used to read the PLC input and output states. Both are included in the RemoTools SDK development package. A software release module is required to enable the functionality of the interface.

### Prerequisites for the PC

Operating system: Windows 7/8/10

- CPU  $\geq$  1 GHz
- RAM  $\geq$  4 GB
- Free memory on the hard disk  $\geq$  5 GB
- USB port for software enabling module
- Ethernet interface

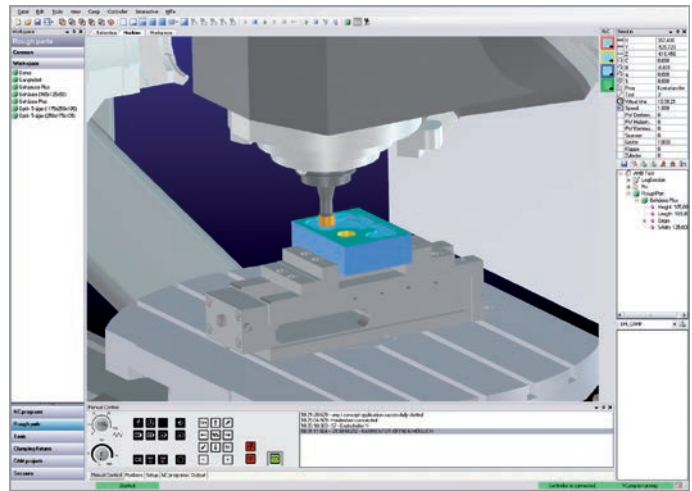
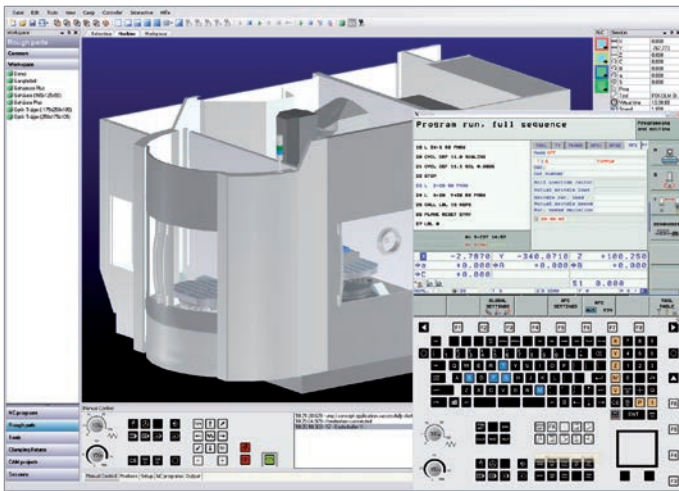
### Supported NC software

- TNC 640: NC software  $\geq$  34059x-07
- iTNC 530: NC software  $\geq$  34049x-03

### virtualTNC

Control software for PC-based machine simulation:

- Single station license ID 1113933-02
- Network license for 1 workstations: ID 1122145-02
- Network license for 14 workstations: ID 1113935-02
- Network license for 20 workstations: ID 1113936-02



Microsoft, Windows, Windows 7, Windows 8, Windows 10 are registered trademarks of Microsoft Corporation.

## HEIDENHAIN

**DR. JOHANNES HEIDENHAIN GmbH**  
Dr.-Johannes-Heidenhain-Straße 5  
83301 Traunreut, Germany

+49 8669 31-0  
FAX +49 8669 32-5061  
E-mail: info@heidenhain.de

www.heidenhain.de

### Helpline for technical support

Application programming  
Phone: +49 8669 31-3106  
E-mail: service.app@heidenhain.de

This Product Information supersedes all previous editions, which thereby become invalid. The basis for ordering from HEIDENHAIN is always the Product Information document edition valid when the order is made.



### Further Information:

- Brochure: TNC 640 HSCI – Information for the Machine Tool Builder
- Brochure: iTNC 530 HSCI – Information for the Machine Tool Builder

